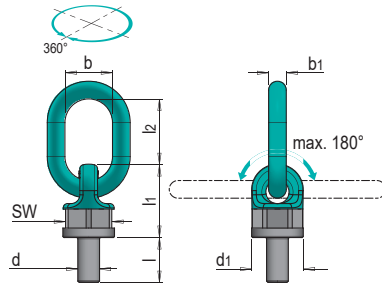








### PRODUKTBESCHREIBUNG

- » Kugelgelagert und somit 360° unter Last drehbar
- » Allseitig belastbar
- » 100 % rissgeprüfte Schraube



SW	l	l1	l2	b	b1	d1	d		WLL				Nr.	EUR
								max. kg	max. kg	max. kg	max. kg			
34	20	54	38	30	13	38	<b>M 8</b>	600	300	600	400	E 1274 M/ 8	<>	
34	20	54	38	30	13	38	<b>M10</b>	1.200	500	1.000	700	E 1274 M/10	<>	
34	22	54	48	35	13	38	<b>M12</b>	1.800	700	1.400	950	E 1274 M/12	<>	
34	33	54	48	35	13	38	<b>M16</b>	2.800	1.500	3.000	2.100	E 1274 M/16	<>	
46	33	75	55	35	16	55	<b>M20</b>	5.000	2.500	5.000	3.500	E 1274 M/20	<>	
50	40	82	66	40	17	63	<b>M24</b>	7.000	4.000	8.000	5.500	E 1274 M/24	<>	
60	40	92	70	50	23	72	<b>M30</b>	10.000	6.700	13.400	9.400	E 1274 M/30	<>	
75	55	120	91	50	23	92	<b>M36</b>	12.500	8.000	16.000	11.200	E 1274 M/36	<>	
75	60	120	91	65	27	92	<b>M42</b>	16.000	10.000	20.000	14.000	E 1274 M/42	<>	
75	68	120	116	65	27	92	<b>M48</b>	16.000	12.500	25.000	17.500	E 1274 M/48	<>	
95	84	154	105	70	33	110	<b>M56</b>	28.000	24.000	48.000	33.900	E 1274 M/56	<>	
95	96	154	105	70	33	110	<b>M64</b>	28.000	25.000	50.000	35.300	E 1274 M/64	<>	